



NEW SRMS STUDENT ACTIVATION

EXISTING USER LOGIN

- Visit <https://sms.icagh.org>
- For an existing student Click on the **“Activate Account”** button to begin

A screenshot of the ICAG login page. The page is titled 'Welcome Back' and contains a login form with fields for 'EMAIL ADDRESS' and 'PASSWORD'. Below the password field are checkboxes for 'Keep me logged in' and a link for 'Forgot Password?'. A 'Login' button with a right-pointing arrow is positioned below these options. At the bottom of the form, there are two links: 'Are you an existing student? [Activate Account](#)' and 'New student? [Register](#)'. A yellow arrow points to the 'Activate Account' link. To the right of the login form is a large, faded version of the ICAG logo.

- Enter your **Students ID** and **Phone** number you used in registering


Account Activation

STUDENT ID

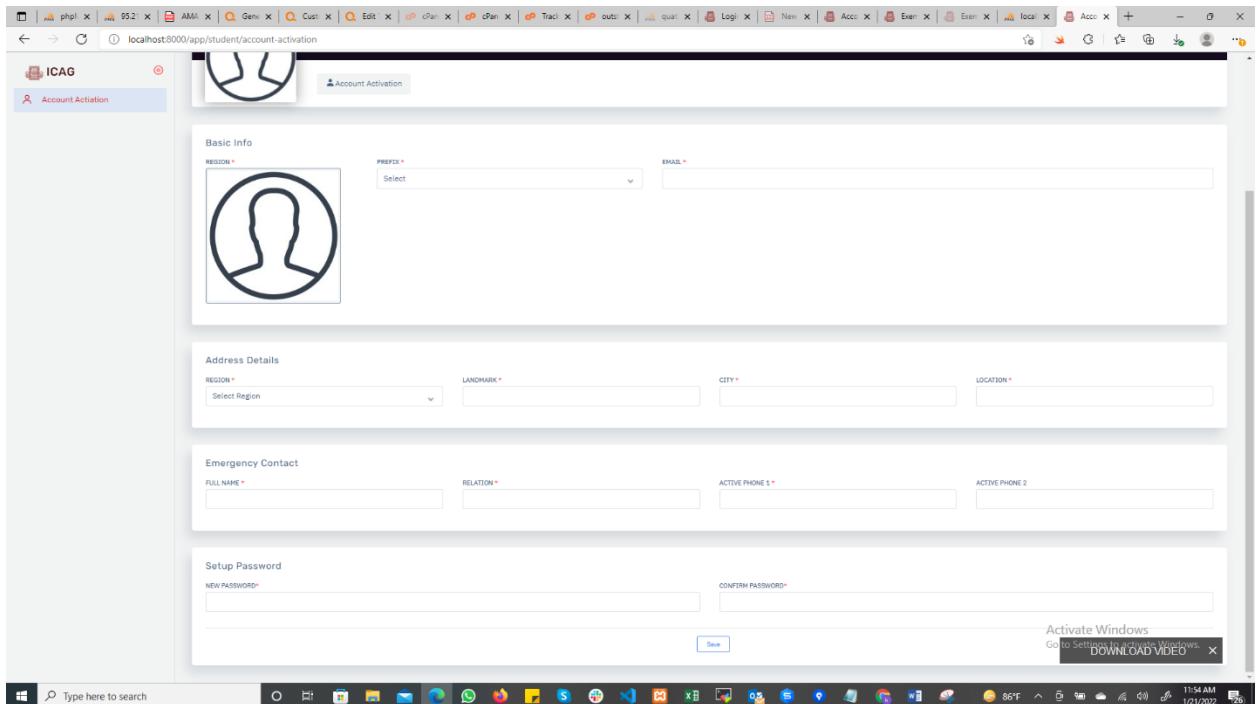
PHONE NUMBER

Submit →

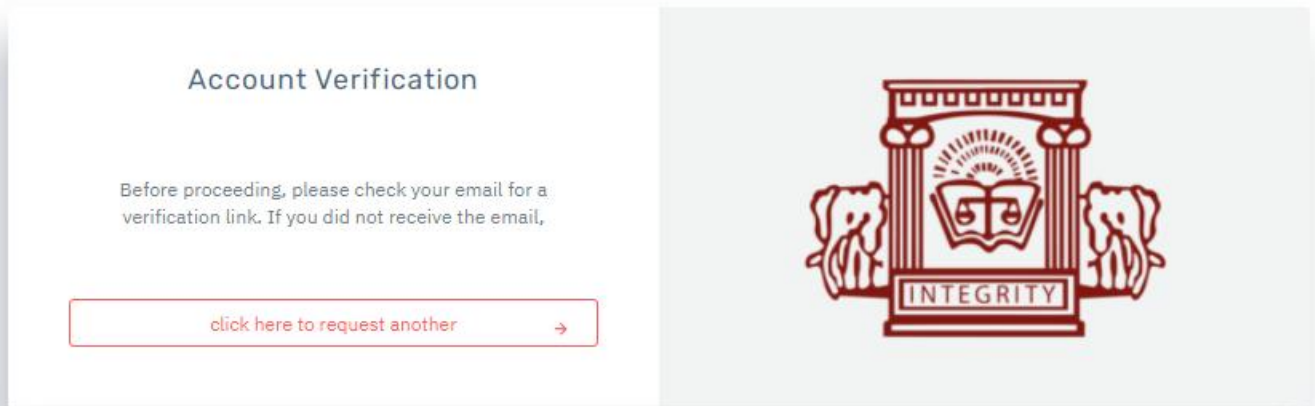
[Already have an account? Login](#)



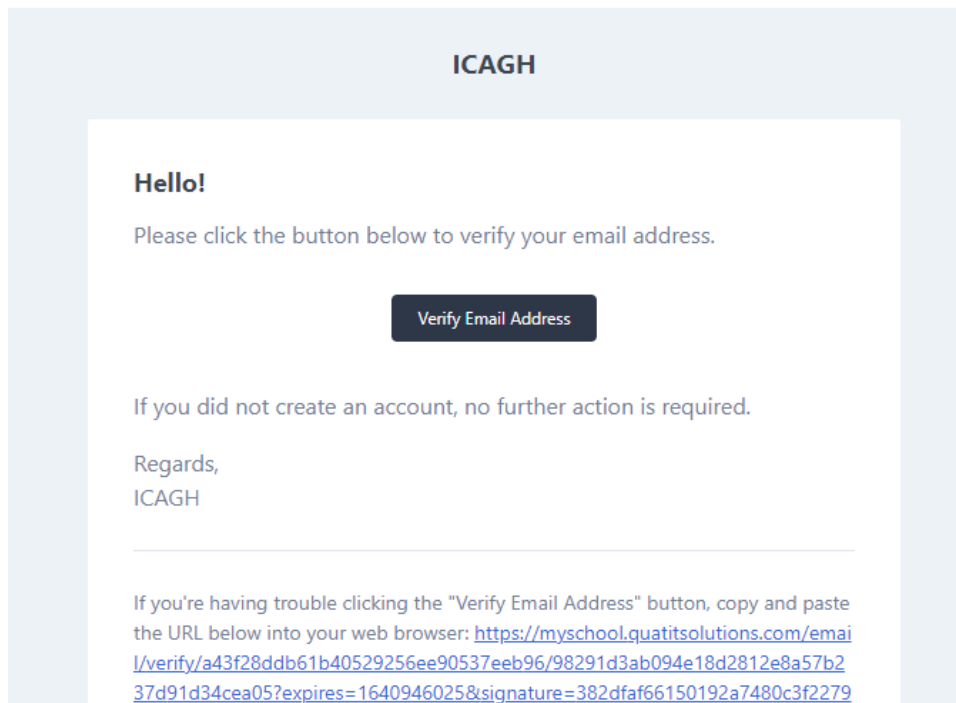
- You would be **redirected** to this screen if your **inputs** are **correct**
 - Complete the form and click on the Save button to proceed
- NB: All the fields are mandatory**



- A verification mail would be sent to your email address



- Click on **Verify Email Address** to continue



- You would be redirected to this page after the email verification.
NB: Seeing this page means the activation process is completed.

The screenshot displays the ICAG student dashboard. The browser's address bar shows the URL `myschool.qualsolutions.com/app/student/dashboard`. The dashboard features a red header with the ICAG logo and a user profile for Dr. Teye (ID: 1000018). A left sidebar contains navigation options: Dashboard, Scholarship, Exemption, Exams, Authority To Sit, Bills, and Profile. The main content area includes several widgets: 'Total Papers Written' (0), 'Total Exempted Papers' (1), and 'Unpaid Fees' (GHC. 0.00). A prominent 'Exams Notifications' widget states that registration for December 2021 is in session until 2022/01/01, with 'Only 0 days left' and a 'Registration' button. Other widgets include 'Pending Bills', 'Exempted Papers' (listing Business Management & Information Systems for GHC. 300.00), and 'Pending Exemptions'. The Windows taskbar at the bottom shows various application icons and the system clock at 9:22 AM on 31-12-21.